



SBC-241PLM5-31x-S242

鍍層厚度:

Blank : 1u"
2 : 15u"
3 : 30u"

SPECIFICATIONS

Electrical:

1. Rating: 3.0A
2. Dielectric Withstand Voltage: 100V AC
3. Contact Resistance: 40 mΩ Max
4. Insulation Resistance: 100 MΩ Min

Mechanical:

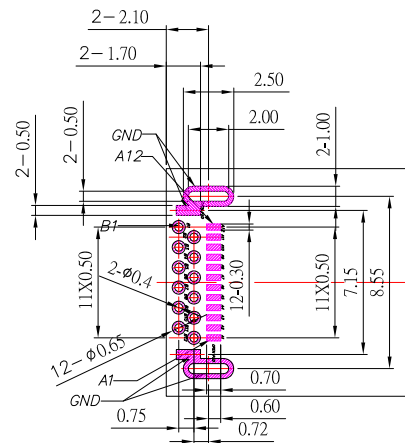
1. Connector Mate and Unmate Force
 - 1.1 Mate force: 5~20 N
 - 1.2 Unmate force: 8~20 N

Material:

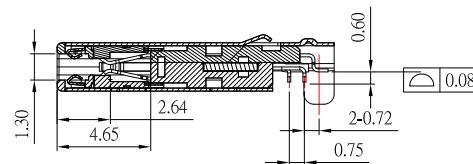
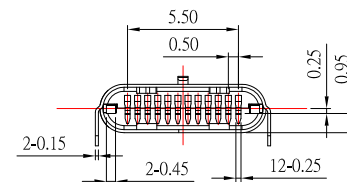
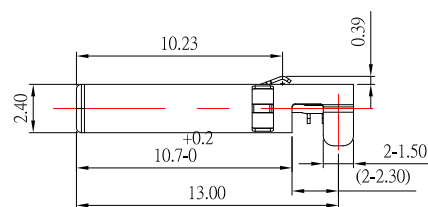
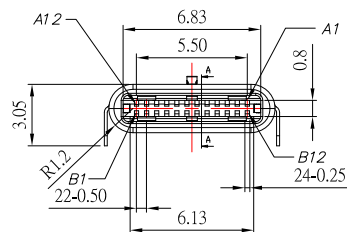
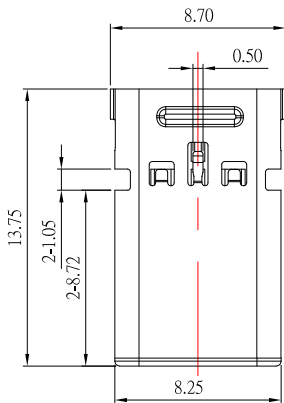
1. Housing: LCP
2. Contact: C7025
3. Shell: SUS

Finish:

1. Contact: Plated Gold in Mating Area ;
Tin Plated on Solder Balls ;
Nickel under plated overall
2. Shell: Nickel under Plated surface layer



P.C.B LAYOUT MOUNTING PATTERN



Pin Number	host	device	Pin Number	host	device
PIN A1	GND	GND	PIN B12	GND	GND
PIN A2	SSTXp1	SSTXp1	PIN B11	SSRXp1	SSRXp1
PIN A3	SSTXn1	SSTXn1	PIN B10	SSRXn1	SSRXn1
PIN A4	VBUS	VBUS	PIN B9	VBUS	VBUS
PIN A5	CC1	CC1	PIN B8	SBU2	SBU2
PIN A6	Dp1	Dp1	PIN B7	Dn2	Dn2
PIN A7	Dn1	Dn1	PIN B6	Dp2	Dp2
PIN A8	SBU1	SBU1	PIN B5	CC2	CC2
PIN A9	VBUS	VBUS	PIN B4	VBUS	VBUS
PIN A10	SSRXn2	SSRXn2	PIN B3	SSTXn2	SSTXn2
PIN A11	SSRXp2	SSRXp2	PIN B2	SSTXp2	SSTXp2
PIN A12	GND	GND	PIN B1	GND	GND

ITEM NO.	DESCRIPTION	DRAWN	DATE
5	新增尺寸	Jack	120623
4	更新Contact材質	Jack	092023
3	更新Contact材質	Jack	092221
2	更新PCB LAYOUT	Jack	071621
1	更新樣式	Jack	081720

CONTACT 建倚科技股份有限公司
CONTACT TECHNOLOGY CORP.

TOLERANCE UNLESS OTHERWISE STATED:
 Up to 5 ±0.2
 Above 5 ~ 15 ±0.3
 Above 15 ~ 30 ±0.4
 Above 30 ~ 50 ±0.5
 Angle ±0.3

3RD. ANGEL'S



UNITS MM

DRAWN BY:	DATE	MAT'L	TITLE	CONNECTOR
Jack Lu	12/06/23		MODLE	TYPE C/M DIP+SMT FOR PCB
CHECKED BY:	DATE	FINISH	SCALE	1 : 1
Jacky Chen	12/06/23		DWG NO.	SBC-241PLM5-31x-S242
APPROVED BY:	DATE	SHEET NO.	PART NO.	SBC-241PLM5-31x-S242
Tony Kao	12/06/23	1 of 1		